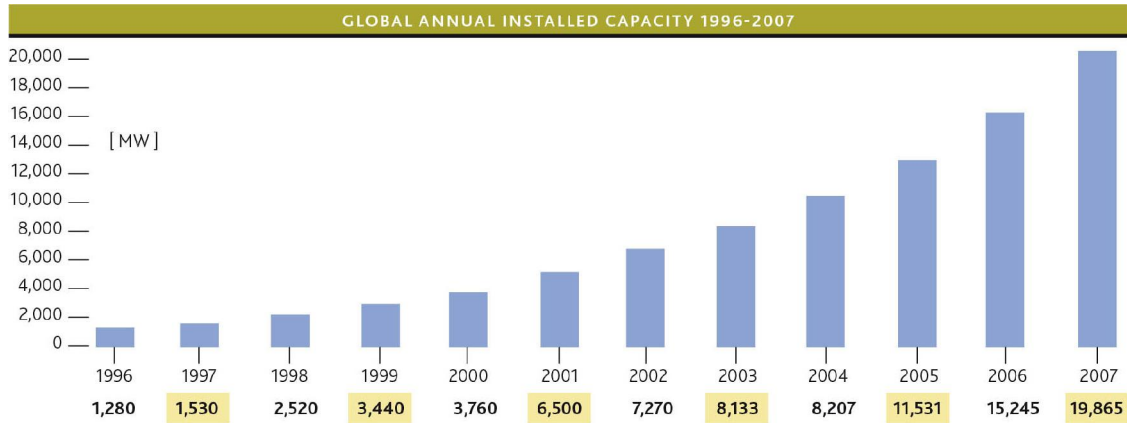
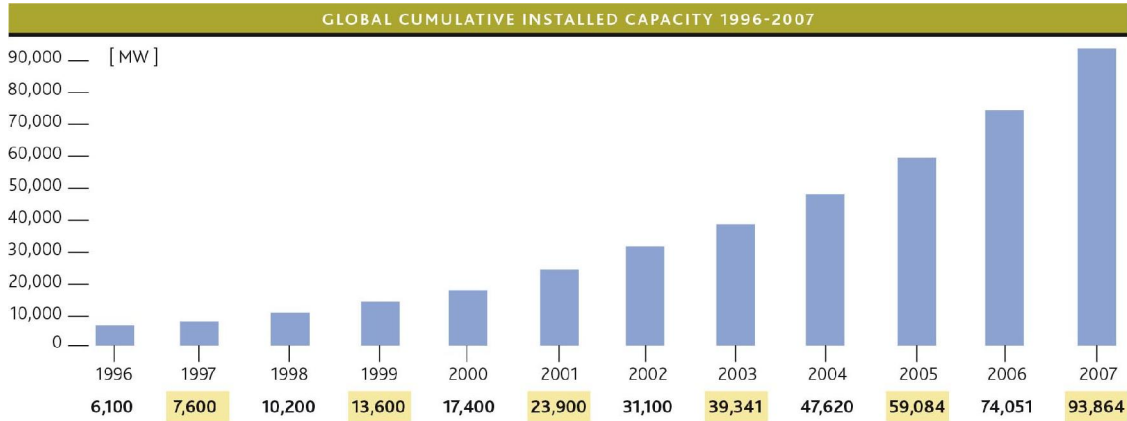


## Annex – GWEO 2008 Graphs and figures



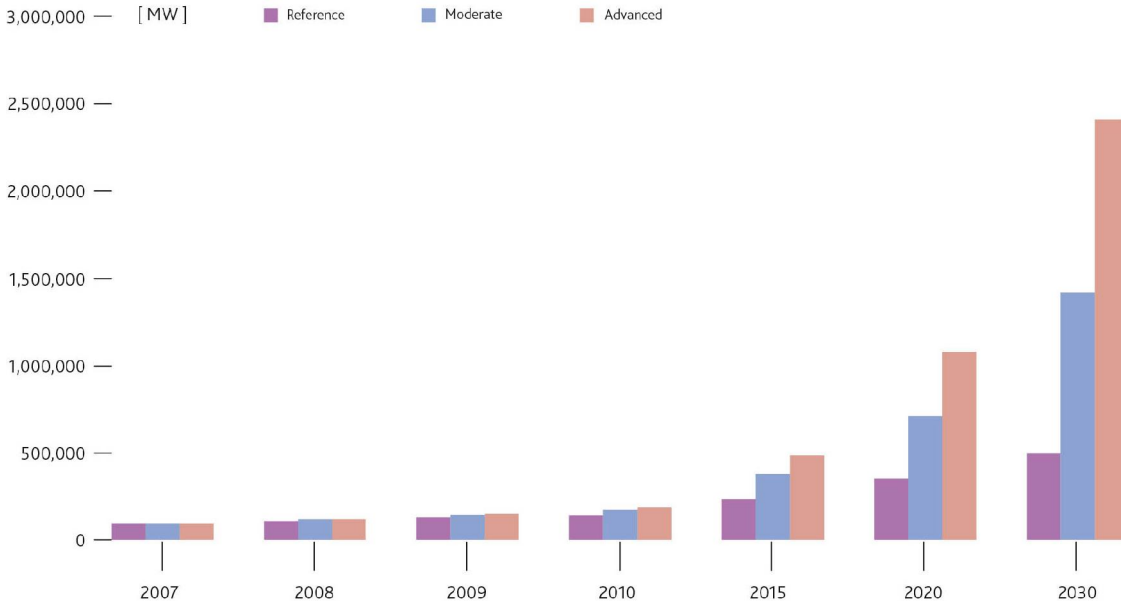
**SUMMARY OF GLOBAL WIND ENERGY OUTLOOK SCENARIO FOR 2020**

Global Scenario	Cumulative wind power capacity (GW)	Electricity output (TWh)	Percentage of world electricity (Energy Efficiency)	Annual installed capacity [GW]	Annual investment (€ bn)	Jobs [million]	Annual CO <sub>2</sub> saving (million tonnes)
Reference	352	864	4.1%	24	32.14	0.54	518
Moderate	709	1,740	8.2%	82	89.39	1.30	1,044
Advanced	1,081	2,651	12.6%	143	149.35	2.21	1,591

**SUMMARY OF GLOBAL WIND ENERGY OUTLOOK SCENARIO FOR 2050**

Global Scenario	Cumulative wind power capacity (GW)	Electricity output (TWh)	Percentage of world electricity (Energy Efficiency)	Annual installed capacity [GW]	Annual investment (€ bn)	Jobs [million]	Annual CO <sub>2</sub> saving (million tonnes)
Reference	679	1,783	5.8%	36.6	47.10	0.74	1,070
Moderate	1,834	4,818	15.6%	100	104.36	1.71	2,891
Advanced	3,498	9,088	29.5%	165	168.14	2.98	5,453

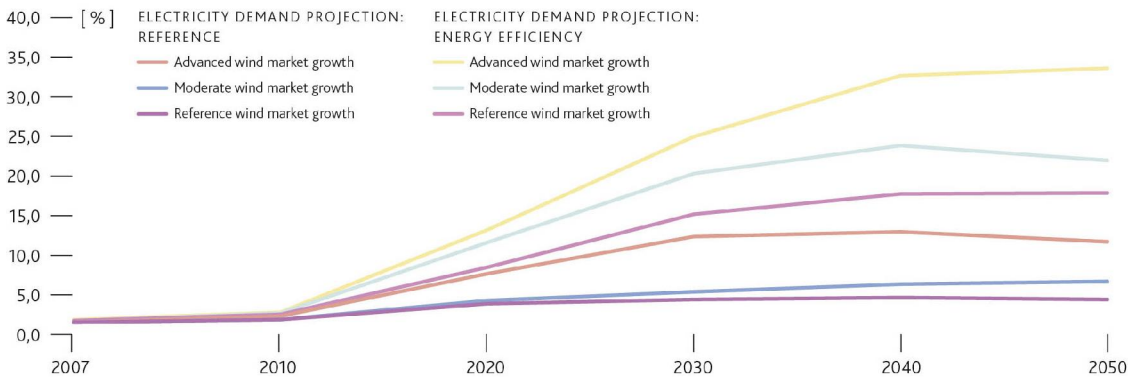
GLOBAL CUMMULATIVE NEW WIND CAPACITY



GLOBAL CUMULATIVE CAPACITY [MW] AND ELECTRICITY GENERATION [TWh]

Year	2007	2008	2009	2010	2015	2020	2030
Reference	[MW]	93,864	109,739	128,046	139,000	232,956	496,730
	[TWh]	206	240	280	304	571	1,218
Moderate	[MW]	93,864	117,735	143,376	172,280	378,954	1,420,436
	[TWh]	206	258	314	377	929	3,484
Advanced	[MW]	93,864	119,837	149,841	186,309	485,834	2,375,374
	[TWh]	206	262	328	408	1,192	5,939

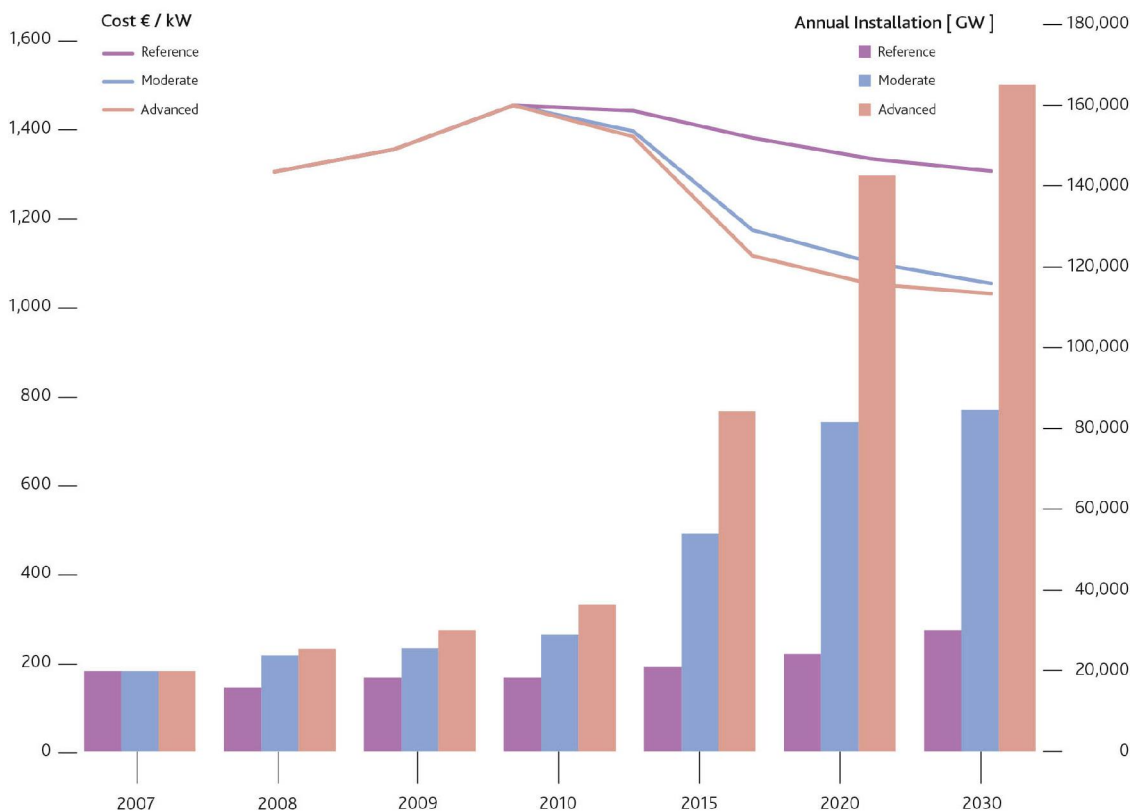
WIND POWER PENETRATION OF WORLDS ELECTRICITY SUPPLY



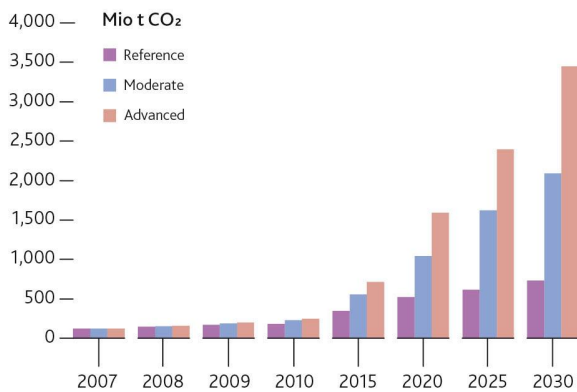
**3 DIFFERENT WIND MARKET DEVELOPMENT SCENARIOS - WITH DIFFERENT WORLD ELECTRICITY DEMAND DEVELOPMENTS**

		2007	2010	2020	2030	2040	2050
<b>REFERENCE WIND MARKET GROWTH – IEA PROJECTION</b>							
Wind power penetration of world's electricity in % – Reference (IEA Demand Projection)	%	1.4	1.7	3.6	4.2	4.4	4.2
Wind power penetration of world's electricity in % – Energy Efficiency	%	1.4	1.7	4.1	5.1	5.8	5.8
<b>MODERATE WIND MARKET GROWTH</b>							
Wind power penetration of world's electricity in % – Reference	%	1.4	2.1	7.3	11.9	12.5	11.2
Wind power penetration of world's electricity in % – Energy Efficiency	%	1.4	2.1	8.2	14.6	16.4	15.6
<b>ADVANCED WIND MARKET GROWTH</b>							
Wind power penetration of world's electricity in % – Reference	%	1.4	2.3	11.2	19.7	23.1	21.2
Wind power penetration of world's electricity in % – Energy Efficiency	%	1.4	2.3	12.6	24.0	30.3	29.5

**COSTS AND CAPACITIES**



**ANNUAL CO<sub>2</sub> REDUCTION**



**CUMULATIVE CO<sub>2</sub> REDUCTION**

