




	PREVIOUS TOTAL	NEW TOTAL	 Climate Solutions (40 out of 100 points)					 Energy Impact (25 out of 100 points)				 Political Advocacy (35 out of 100 points)					
			Current Savings Calculations out of 10	Public Metrics out of 10	Investment out of 10	Future Savings Goal out of 10	Absolute Emissions Reduction Target out of 5	Mitigation Strategies out of 10	Infrastructure Siting Policy out of 5	Product Efficiency & Supply Chain Footprint out of 5	Political Speech out of 10	Political Policy out of 15	Repetition Bonus out of 10	Negative Lobby Penalty out of -15			
Alcatel-Lucent	n/a	40	15	5	4	4	2	18	5	7	n/a	6	7	5	0	2	n/a
AT&T	n/a	22	14	6	6	2	0	5	2	3	0	n/a	3	3	0	0	n/a
Cisco	70	49	22	9	10	3	0	17	5	7	2	3	10	4	4	2	n/a
Dell	39	29	10	3	6	1	0	17	5	6	2	4	2	0	2	0	n/a
Ericsson	57	48	24	10	10	4	0	13	3	5	n/a	5	11	6	3	2	n/a
Fujitsu	52	48	28	9	8	3	8	9	3	2	1	3	11	4	7	0	n/a
Google	47	53	13	0	4	9	0	17	1	9	7	n/a	23	5	12	6	n/a
HCL	n/a	21	11	7	2	2	0	4	2	2	0	0	6	2	4	0	n/a
HP	45	34	16	7	7	2	0	13	3	4	2	4	5	3	2	0	n/a
IBM	46	35	19	9	5	5	0	20	5	8	3	4	-4	0	1	0	-5
Microsoft	29	23	9	3	6	0	0	11	2	5	4	n/a	5	3	2	0	n/a
NEC	n/a	15	17	6	5	3	3	8	2	3	0	3	-10	0	0	0	-10
NTT	n/a	19	19	8	5	1	5	5	3	1	1	0	-5	0	0	0	-5
Oracle	12	10	5	2	2	1	0	5	1	2	1	1	0	0	0	0	n/a
SAP	21	23	7	3	1	3	0	14	4	7	3	n/a	2	0	2	0	n/a
Sharp	27	38	19	5	6	5	3	10	2	1	n/a	7	9	4	10	0	-5
Softbank	n/a	38	3	1	0	2	0	2	0	1	1	n/a	33	9	14	10	n/a
TCS	n/a	11	4	2	2	0	0	4	2	2	0	0	3	3	0	0	n/a
Telefonica	n/a	11	3	2	1	0	0	5	2	2	0	1	3	3	0	0	n/a
Vodafone	n/a	45	21	9	10	1	1	11	4	5	0	2	13	3	10	0	n/a
Wipro	38	33	5	2	0	2	1	17	4	9	0	4	11	3	8	0	n/a

* if a company does not have significant cloud driven footprint to warrant an Infrastructure Siting Policy, it will be evaluated for 10 maximum points under the Product Efficiency/Supply Chain Footprint criterion, and vice versa.