

GREENPEACE

WMD SURVEY - RESEARCH REPORT

v.01 - JUNE 18, 2004

GREENPEACE

**WMD Survey - Research Report
v.01 - June 18, 2004**

Project Team

Güçlü Atılgan

Project Manager – Infakto RW

Emre Erdogan, PhD

Project Consultant – Infakto RW

Emir Günim

Technical Consultant – Infakto RW

infakto
RESEARCH | WORKSHOP

Siraselviler Caddesi

Billurcu Sokak, 32/4

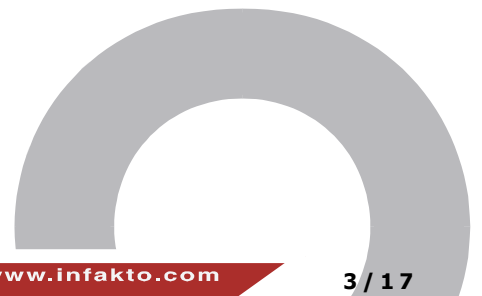
33443 Taksim, Istanbul, Turkey

t. +90 (212) 244 8814

CONTENT

PAGE

1.Intro.....4
1.1.About the Project.....4
1.2.Sample Profile.....4
2.Survey Findings.....7
2.1.Attitudes of Turkish Public Opinion towards Nuclear Weapons.....7
3.Analysis on the Basis of Basic Demographic Sub-Groups..... 14



1. INTRO

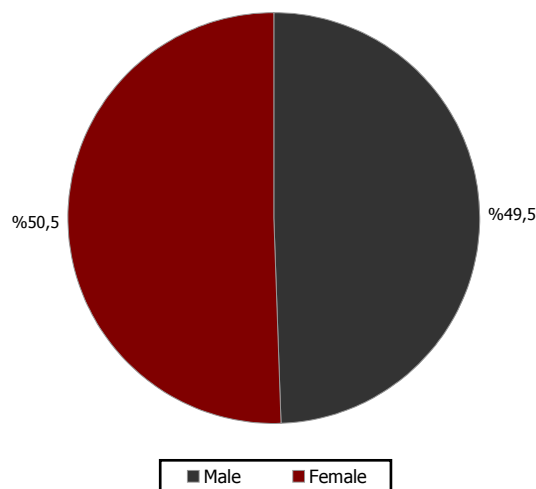
1.1. About the Project

This survey had been conducted for Greenpeace Turkey about the attitudes and perceptions of Turkish public opinion on nuclear weapons.

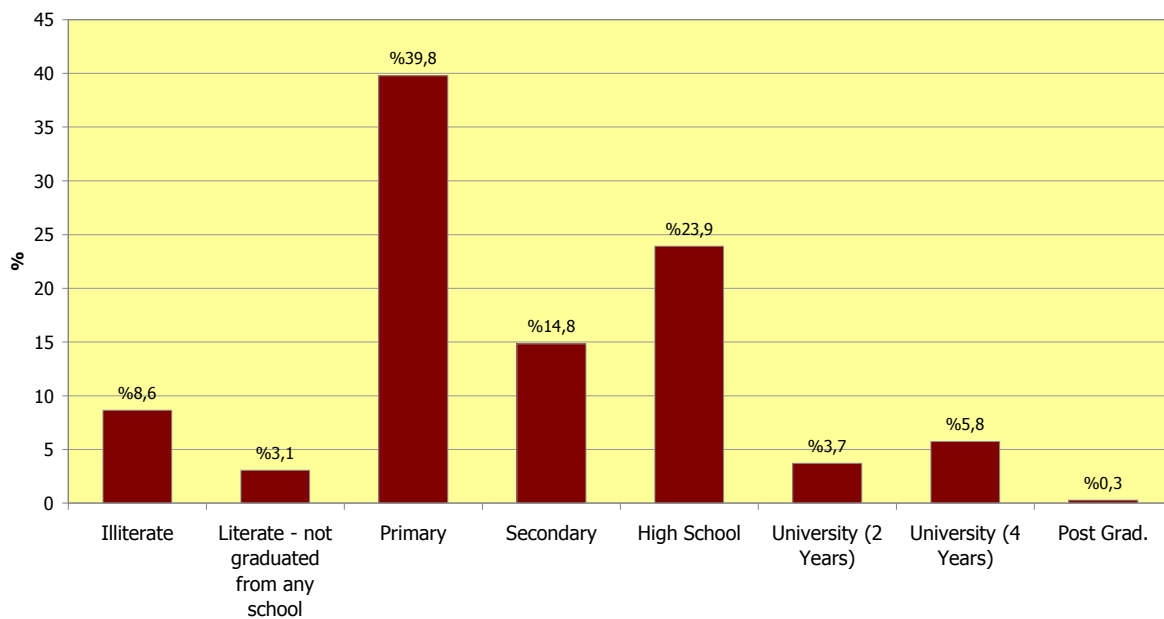
The survey had been designed by Infakto RW and conducted on June 5-8, 2004 with a nationally representative sample of 629 people through phone interviews. Results are weighted with propensity weighting methodology in order to guarantee representativeness of findings.

1.2. Sample Profile

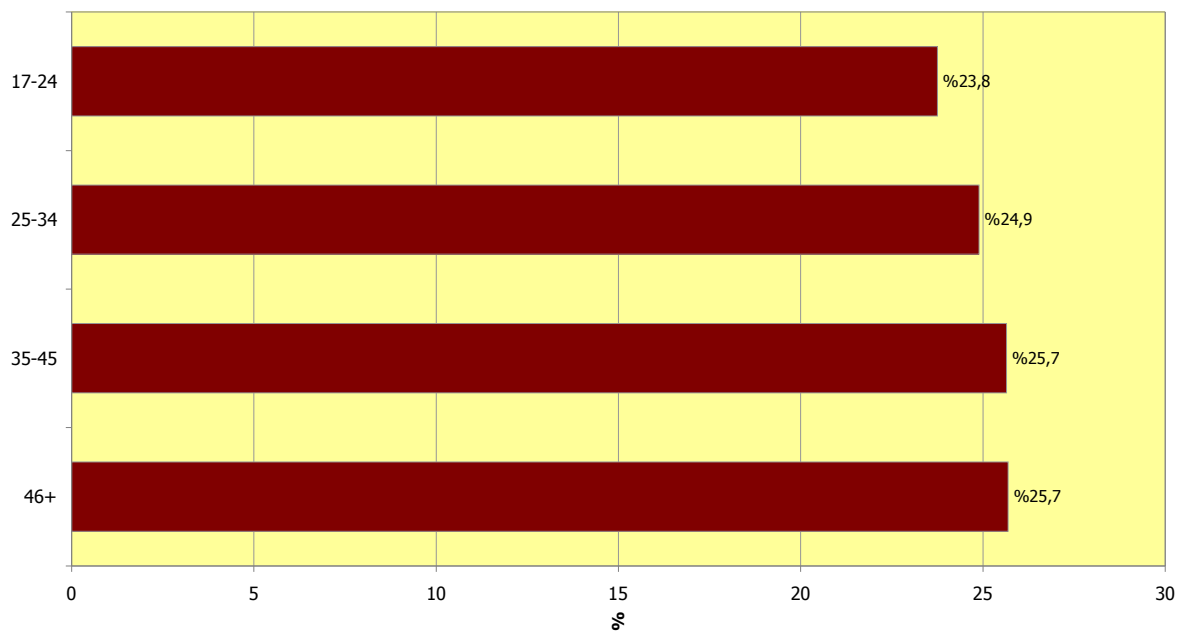
Gender Distribution



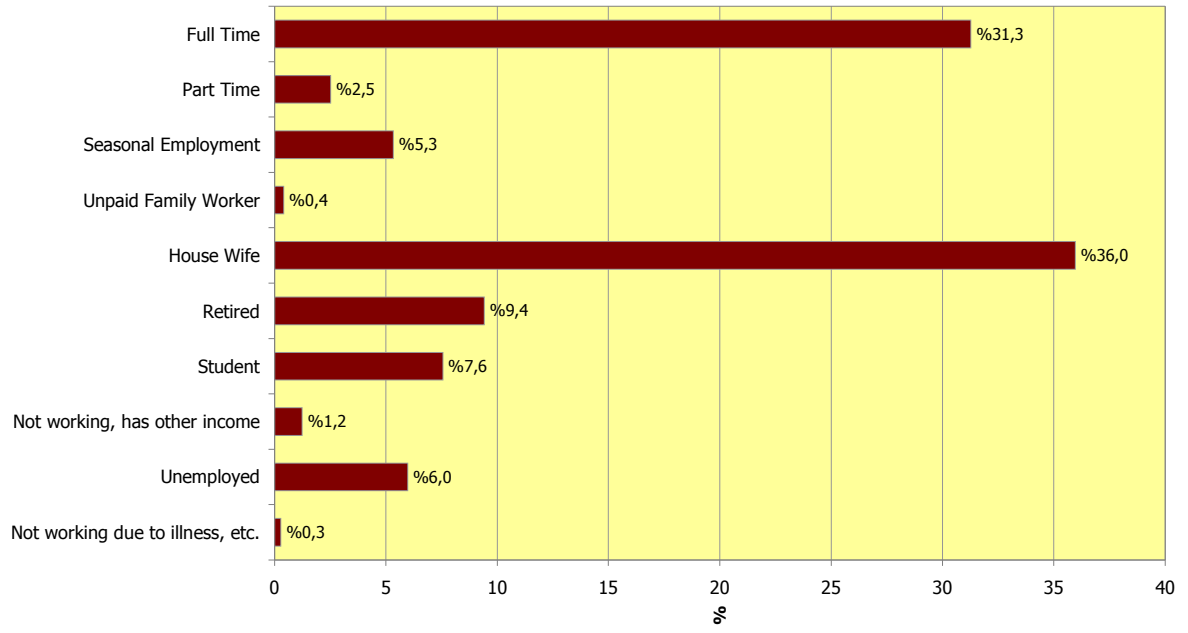
Education Level



Age Distribution



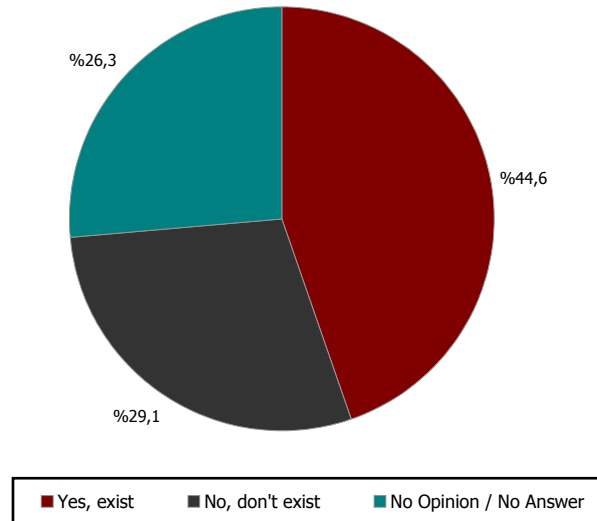
Employment Status



2. SURVEY FINDINGS

2.1. Attitudes of Turkish Public Opinion towards Nuclear Weapons

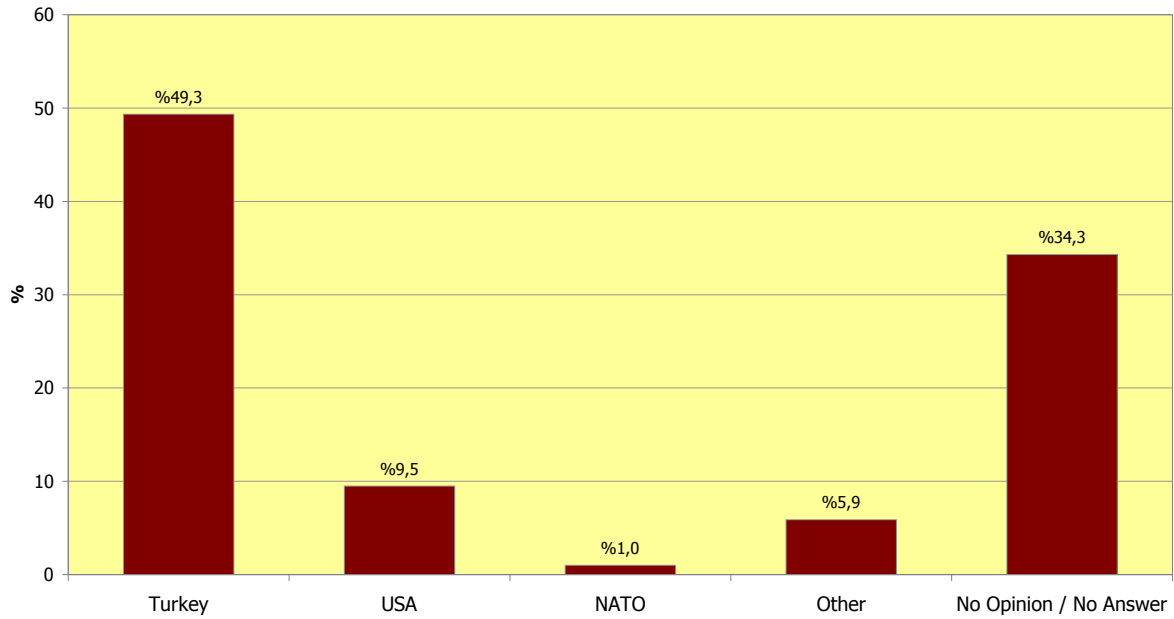
"Do you think there are some nuclear weapons in Turkey?"



45% of participants of the survey stated they think that there are some nuclear weapons in Turkey. Percentage of participants rejecting existence of nuclear weapons in our country is about 30%, share of participants declining giving answers is 26%. A closer analysis shows that:

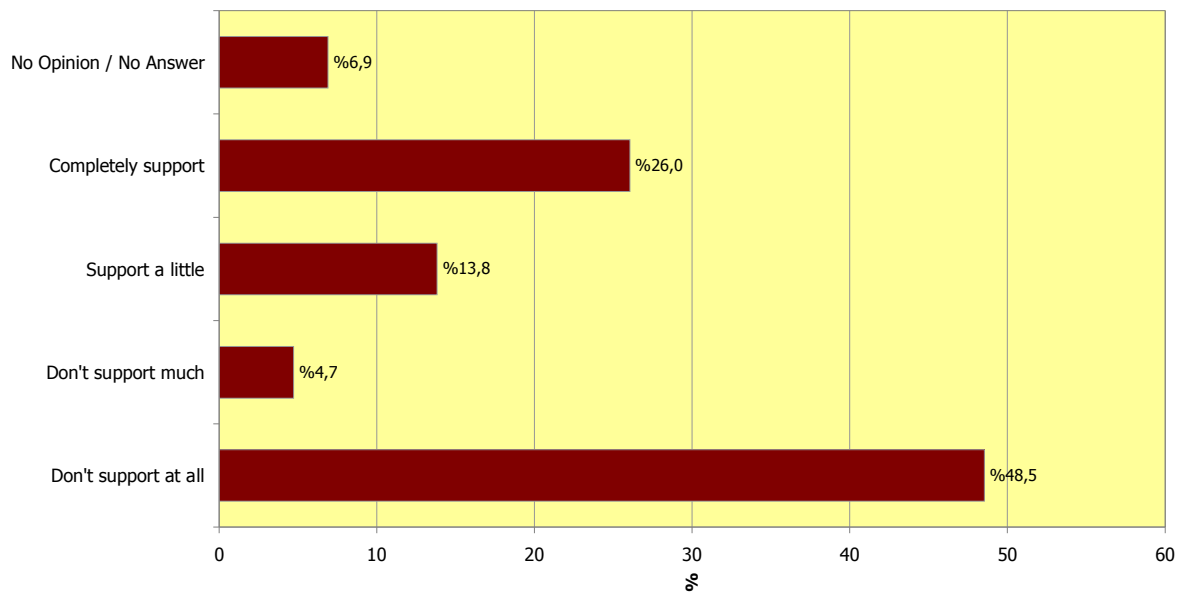
- Women tend more to decline giving answers compared to men; however percentage of "yes, exist" answers are equal for both sexes.
- There is no relationship between education and answers given to this question.

"Who is the user/owner of these weapons?"



When respondents believing there are nuclear weapons in Turkey, are asked to state who the user/owner of these weapons is, half of them argued that these weapons are under the control of Turkey and one third did not give any answers. Percentage of respondents believing that these weapons belong to USA or NATO is only 10.5% (less than 5 percent of Turkish adult population).

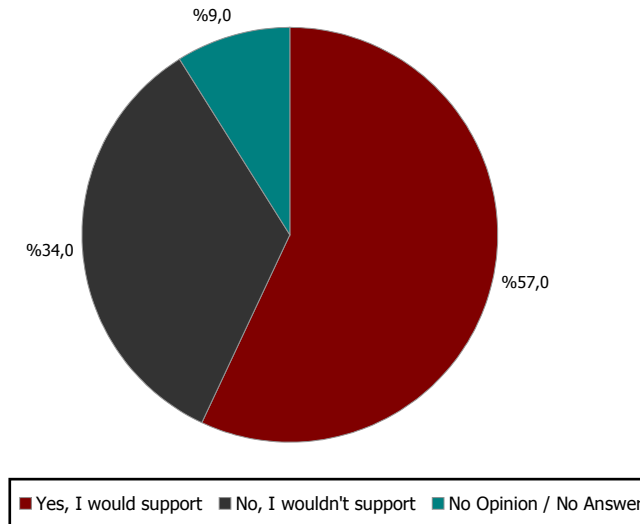
Support for Having Some Nuclear Weapons in Turkey to Provide Security for Turkey and Other NATO Members



Above figure shows that about half of our respondents stated "they don't support at all" having nuclear weapons in Turkey to provide security for Turkey and other NATO members. Percentage of respondents giving answer of "don't support much" is about 5% while

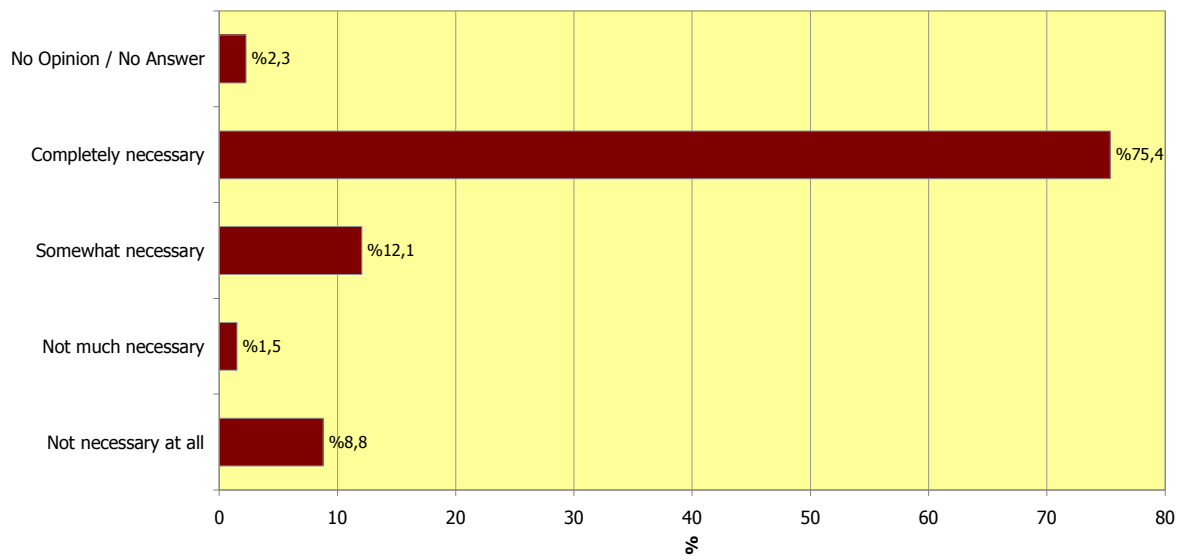
percentage of supporters (sum of "completely support" and "support a little" answers) is 40%. Analysis of how gender affects this attitude shows that men's support for nuclear weapons is 7 points more than women. As education level increases, opposition towards nuclear weapons increases.

"If there are nuclear weapons in Turkey, would you support Turkish Government to request them to be removed?"



57% of respondents stated that they would support the government to request nuclear weapons removed. Only 34% of participants argued that they wouldn't support the government for such a request. This ratio is 40% for men; while only 28% of women stated wouldn't support the government. Percentage of "no opinion/no answer" is 12 percent for women.

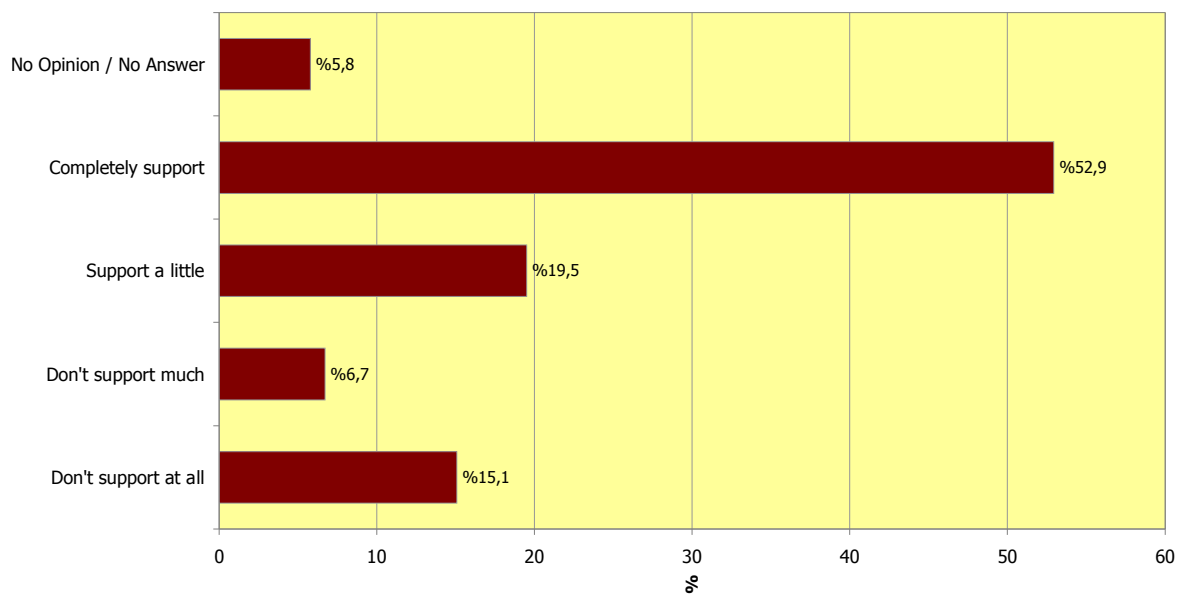
"Whether Turkey has nuclear weapons or not, do you think it is necessary for Turkish Air Force being trained to use nuclear weapons?"



There is a clear tendency against nuclear weapons among participants of our survey. However, the picture is very different when it is asked they think it is necessary for the Turkish Air Force being trained to use nuclear weapons or not. 75% of participants stated that it is completely necessary and 12% said it is somewhat necessary. In other words 87% of participants think that pilots of the Turkish Air Force have to be trained to use nuclear weapons. An important point here is that there are no statistically significant differences between men and women, less and more educated and young and elder.

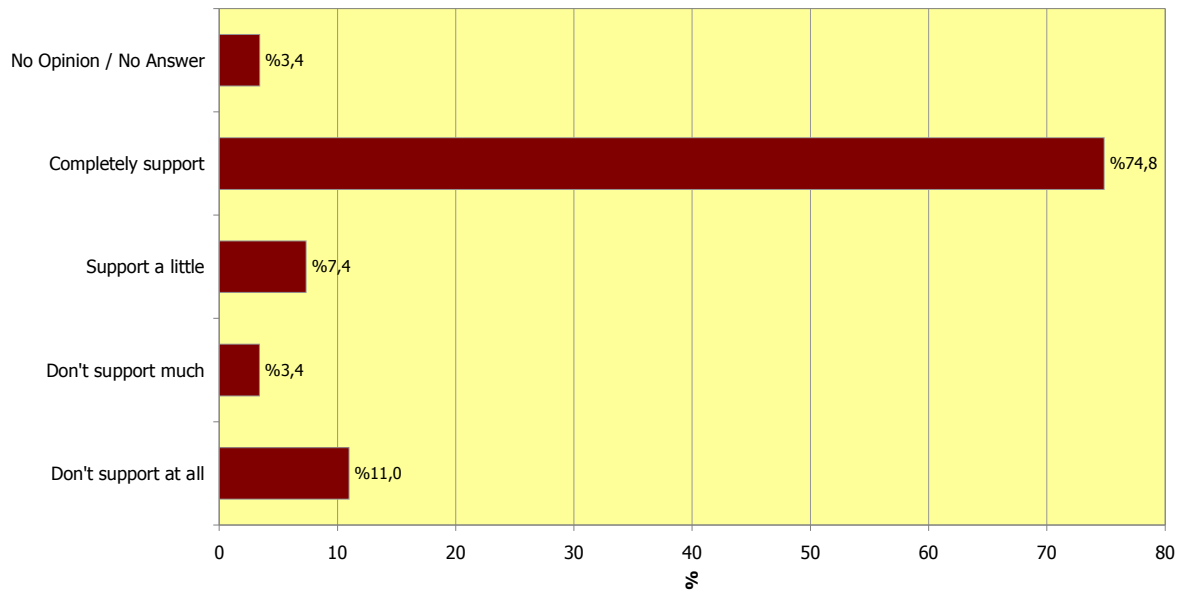
When relationship between attitudes of participants towards existence of nuclear weapons in our country and necessity of pilots of being trained to use nuclear weapons, it is observed that supporters of nuclear training is more than 70% among respondents totally opposing existence of nuclear weapons. It is a clear indicator that Turkish public opinion will tend to have positive attitudes towards nuclear weapons if such a campaign will be launched on the basis of security concerns.

"Would you support Turkey to become a part of nuclear free zone?"



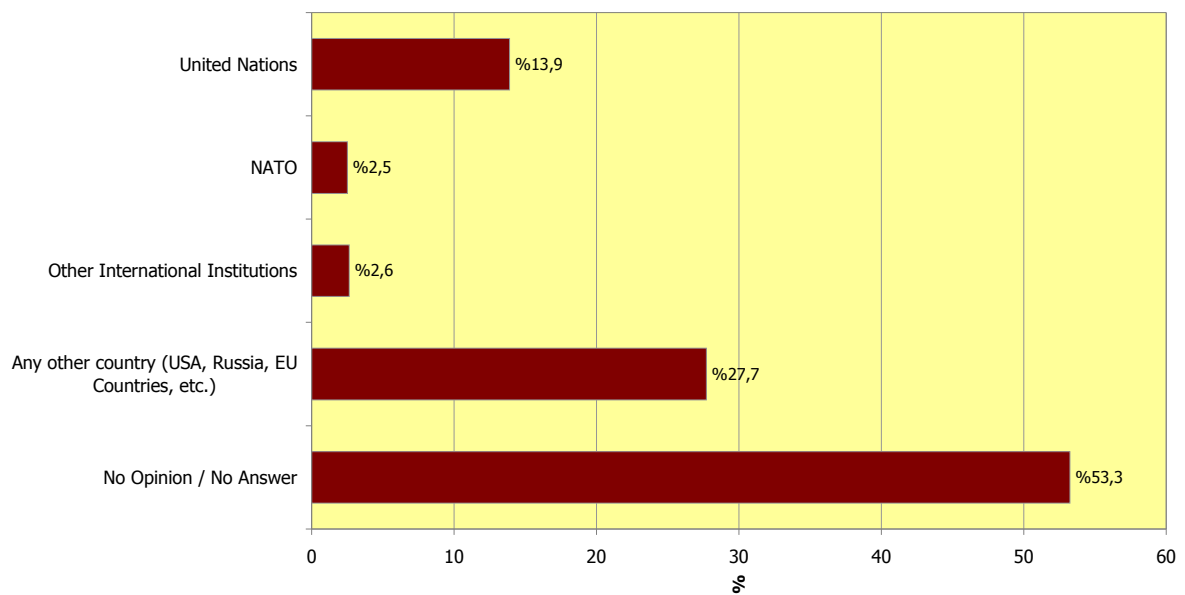
We can say that the idea of making Turkey a nuclear-free zone has a significant support upon our participants. 72% of them stated that they support this idea and percentage of opponents is only 22%. Men have more extreme opinions in that issue (sum of "completely support" and "support a little" answers is 56 percent while percentage of "don't support at all" is 18), while women have more moderate opinions (50% and 12% respectively).

"Would you support Turkey to lead an international campaign to disarm all weapons of mass destruction in the world?"



When it is questioned whether there is a public support for the government to lead an international campaign to disarm all weapons of mass destruction in the world; the majority of participants said that they will support. The fact that sum of "completely support" and "support a little" answers is more than 80%, shows clear tendency of the public opinion to support such a campaign. Percentage of men supporting this campaign is 85% (sum of "completely support" and "support a little" answers) while only 78% of women gave same answer. As education level of participants increase, tendency towards supporting such a campaign also increases.

"Which institution do you think has the most responsibility to solve the problems between countries?"



When it is asked our participants which institution is responsible of solving problems between countries; more than half of them (53%) gave no answer. Percentage of believing that any other country such USA, Russia, EU is responsible is 28% while this ratio is only 14 percent for the United Nations. Women generally tend to give no answer in that issue; while as education level and age increases, this ratio declines.

3. ANALYSIS ON THE BASIS OF BASIC DEMOGRAPHIC SUB-GROUPS

"Do you think there are some nuclear weapons in Turkey?"

		Yes, exist	No, don't exist	NO/NA	Total
Gender	Male	44,3	33,6	22,2	100,0
	Female	45,0	24,6	30,4	100,0
Age Group	18-24	40,4	29,6	30,0	100,0
	25-34	52,4	26,1	21,5	100,0
	35-45	39,9	30,2	29,9	100,0
	46+	45,7	30,3	24,0	100,0
Education	Primary and Less	44,1	27,9	27,9	100,0
	Secondary and High School	44,8	29,8	25,4	100,0
	University and Higher	46,7	32,1	21,2	100,0
Settlement Area	Urban	43,8	29,1	27,2	100,0
	Rural	46,4	29,0	24,6	100,0
Province	Adana	35,9	35,2	28,9	100,0
	Ankara	41,7	32,9	25,4	100,0
	Diyarbakır	41,2	22,0	36,8	100,0
	Erzurum	21,8	39,3	38,9	100,0
	Istanbul	57,2	22,5	20,3	100,0
	Izmir	44,7	34,0	21,3	100,0
	Samsun	51,4	24,5	24,1	100,0
	Total Sample		44,6	29,1	26,3

Support for Having Some Nuclear Weapons in Turkey to Provide Security for Turkey and Other NATO Members

		Don't Support	Support	NO/NA	Total
Gender	Male	53,4	41,8	4,9	100,0
	Female	53,1	38,0	8,9	100,0
Age Group	18-24	54,6	39,3	6,1	100,0
	25-34	53,8	39,6	6,7	100,0
	35-45	60,0	35,0	5,0	100,0
	46+	44,8	45,5	9,7	100,0
Education	Primary and Less	48,5	41,9	9,6	100,0
	Secondary and High School	55,6	39,5	4,9	100,0
	University and Higher	68,7	30,6	0,7	100,0
Settlement Area	Urban	53,8	40,4	5,7	100,0
	Rural	52,0	38,7	9,3	100,0
Province	Adana	57,0	30,4	12,6	100,0
	Ankara	49,7	46,5	3,8	100,0
	Diyarbakır	49,9	43,9	6,2	100,0
	Erzurum	54,6	35,9	9,5	100,0
	Istanbul	56,2	38,5	5,3	100,0
	Izmir	57,0	34,6	8,4	100,0
	Samsun	46,8	49,3	3,9	100,0
	Total Sample		53,2	39,9	6,9

"If there are nuclear weapons in Turkey, would you support Turkish Government to request them to be removed?"

		Support	Does Not Support	NO/NA	Total
Gender	Male	54,2	40,0	5,7	100,0
	Female	59,7	28,2	12,2	100,0
Age Group	18-24	54,6	33,6	11,8	100,0
	25-34	60,5	35,5	4,0	100,0
	35-45	68,7	26,2	5,1	100,0
	46+	44,0	40,8	15,1	100,0
Education	Primary and Less	53,3	35,4	11,4	100,0
	Secondary and High School	57,8	35,3	7,0	100,0
	University and Higher	73,5	22,1	4,4	100,0
Settlement Area	Urban	58,1	34,2	7,7	100,0
	Rural	54,7	33,8	11,5	100,0
Province	Adana	66,0	19,5	14,5	100,0
	Ankara	57,0	30,9	12,1	100,0
	Diyarbakır	64,5	30,5	5,0	100,0
	Erzurum	55,9	38,8	5,3	100,0
	Istanbul	58,1	35,7	6,2	100,0
	Izmir	60,3	31,9	7,8	100,0
	Samsun	40,2	50,2	9,7	100,0
	Total Sample		57,0	34,0	9,0

"Whether Turkey has nuclear weapons or not, do you think it is necessary for Turkish Air Force being trained to use nuclear weapons?"

		Not Necessary	Necessary	NO/NA	Total
Gender	Male	12,6	86,6	0,8	100,0
	Female	8,0	88,3	3,7	100,0
Age Group	18-24	10,0	86,3	3,7	100,0
	25-34	11,4	87,3	1,3	100,0
	35-45	10,9	86,7	2,4	100,0
	46+	8,9	89,3	1,8	100,0
Education	Primary and Less	7,9	88,9	3,2	100,0
	Secondary and High School	11,9	87,1	1,0	100,0
	University and Higher	16,7	81,2	2,1	100,0
Settlement Area	Urban	11,5	85,9	2,6	100,0
	Rural	7,9	90,5	1,6	100,0
Province	Adana	11,4	87,1	1,4	100,0
	Ankara	8,8	90,2	1,0	100,0
	Diyarbakır	19,2	74,9	6,0	100,0
	Erzurum	8,1	90,4	1,5	100,0
	Istanbul	8,4	91,0	0,5	100,0
	Izmir	10,7	87,3	2,0	100,0
	Samsun	8,5	86,5	4,9	100,0
	Total Sample		10,3	87,4	2,3

"Would you support Turkey to become a part of nuclear free zone?"

		Don't Support	Support	NO/NA	Total
Gender	Male	25,4	70,9	3,7	100,0
	Female	18,2	73,9	7,9	100,0
Age Group	18-24	26,6	69,8	3,6	100,0
	25-34	20,5	73,6	5,9	100,0
	35-45	17,8	75,1	7,1	100,0
	46+	22,5	71,1	6,4	100,0
Education	Primary and Less	22,0	70,6	7,4	100,0
	Secondary and High School	22,5	73,0	4,5	100,0
	University and Higher	17,9	79,5	2,5	100,0
Settlement Area	Urban	21,2	71,5	7,3	100,0
	Rural	23,0	74,3	2,7	100,0
Province	Adana	20,8	72,8	6,4	100,0
	Ankara	23,1	76,0	0,9	100,0
	Diyarbakır	14,1	72,0	13,9	100,0
	Erzurum	29,8	62,4	7,8	100,0
	Istanbul	20,2	76,6	3,2	100,0
	Izmir	27,9	70,1	2,0	100,0
	Samsun	20,1	70,2	9,6	100,0
Total Sample		21,8	72,4	5,8	100,0

"Would you support Turkey to lead an international campaign to disarm all weapons of mass destruction in the world?"

		Don't Support	Support	NO/NA	Total
Gender	Male	12,0	86,1	2,0	100,0
	Female	16,7	78,4	4,8	100,0
Age Group	18-24	15,4	83,2	1,4	100,0
	25-34	16,7	78,0	5,3	100,0
	35-45	14,7	82,3	3,0	100,0
	46+	10,8	85,3	3,8	100,0
Education	Primary and Less	15,8	79,0	5,1	100,0
	Secondary and High School	12,6	85,7	1,6	100,0
	University and Higher	13,5	85,1	1,4	100,0
Settlement Area	Urban	12,4	84,1	3,5	100,0
	Rural	18,3	78,5	3,2	100,0
Province	Adana	28,6	64,0	7,3	100,0
	Ankara	14,9	84,2	0,9	100,0
	Diyarbakır	8,7	84,8	6,5	100,0
	Erzurum	11,5	87,0	1,5	100,0
	Istanbul	6,4	92,8	0,8	100,0
	Izmir	15,0	77,1	7,9	100,0
	Samsun	14,8	84,1	1,1	100,0
Total Sample		14,4	82,2	3,4	100,0

"Which institution do you think has the most responsibility to solve the problems between countries?"

		United Nations	NATO	Other International Institutions	Any Other Country	NO/NA	Total
Gender	Male	19,0	3,2	3,5	31,8	42,5	100,0
	Female	8,9	1,8	1,8	23,7	63,8	100,0
Age Group	18-24	14,9	2,8	1,8	19,1	61,4	100,0
	25-34	14,5	1,7	3,3	23,4	57,1	100,0
	35-45	12,7	4,3	1,0	33,2	48,8	100,0
	46+	13,6	1,2	4,4	34,4	46,5	100,0
Education	Primary and Less	8,1	1,6	0,6	26,9	62,8	100,0
	Secondary and High School	17,8	3,0	4,8	29,3	45,0	100,0
	University and Higher	28,7	5,2	4,8	25,4	35,9	100,0
Settlement Area	Urban	15,7	2,9	2,4	31,3	47,6	100,0
	Rural	10,2	1,6	3,2	20,5	64,5	100,0
Province	Adana	18,7	1,8	1,7	17,0	60,7	100,0
	Ankara	18,3	7,0	0,0	24,3	50,3	100,0
	Diyarbakır	15,8	1,6	7,9	19,4	55,3	100,0
	Erzurum	14,3	1,3	0,0	33,8	50,5	100,0
	Istanbul	10,5	0,7	5,0	31,6	52,2	100,0
	Izmir	12,9	5,3	3,4	35,1	43,3	100,0
	Samsun	9,6	1,1	0,0	32,3	56,9	100,0
Total Sample		13,9	2,5	2,6	27,7	53,3	100,0